

Product description



TM083957

Grundfos PM START pressure manager is designed for automatic start/stop control of Grundfos and other water supply pumps.

PM START is a basic control solution suitable for applications where start and stop operation of the pump according to consumption is needed.

PM START starts the pump when a start cut-in pressure of 1.5 or 2.2 bar is reached and keeps the pump running as long as there is sufficient flow. PM START stops the pump in case of water shortage and protects it from dry running.

In case of temporary power outage, the pressure manager automatically resumes operation once power has been restored.

Applications

Typical applications are water supply systems and rainwater systems in, for example:

- single-family houses
- blocks of flats
- summer houses and holiday cottages
- horticulture and gardening
- agriculture.

The product can be mounted in connection with a tank or directly on a pump.

Liquids

Clean, thin, non-aggressive and non-explosive liquids without solid particles or fibres that may attack the unit mechanically or chemically.

Examples:

- municipal water
- rainwater.

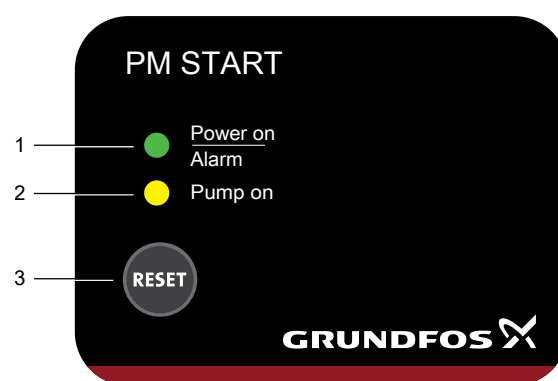
Features

PM START offers the following features:

- Alarm indication
- dry-running protection
- integrated non-return valve
- internal pressure membrane and tank
- suitable for generator operation.

Operating panel, PM START

PM START offers a user-friendly interface with indicator LEDs and a reset button.



TM083904

Pos.	Description	Function
1	Power on	The green indicator light is permanently on when the power is on.
	Alarm	The green indicator light flashes when there is an operating fault in the pump.
2	Pump on	The yellow indicator light is on when the pump is in operation.
3	RESET	The button is used for resetting fault indications.

Approvals and markings

Safety approvals



Drinking water approvals



ACS

Technical data

Supply voltage	1 × 230 VAC, ± 10 %, 50/60 Hz
	1 × 115 VAC, ± 10 %, 50/60 Hz
Ambient temperature	0-50 °C (122 °F)
Liquid temperature	0-60 °C (140 °F)
Max. current	10 A
Max. power at 115 VAC	1.1 kW (1.5 hp)
Max. power at 230 VAC	1.5 kW (2 hp)
Enclosure class	IP 65
Max. operating pressure	10 bar (145 psi)
Min. flow rate	≈ 1 l/min (0.26 gpm)
Pumped liquids	Clean water
Connection type	G1/NPT

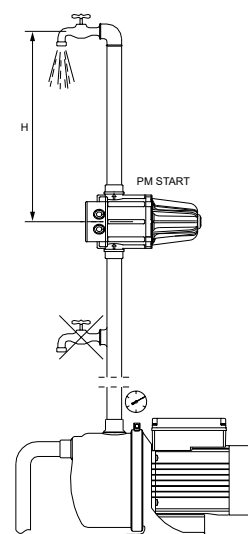
Quick sizing

The below sizing table can help you determine which cut-in pressure suits your application requirements.

Cut-in pressure	1.5 bar [22 psi]	2.2 bar [32 psi]
Number of floor	5	7
Building height (H)	15 m (49.2 ft)	22 m (72.2 ft)
Min. pump pressure	3 bar [44 psi]	3.5 bar [50 psi]
Max. pump pressure	10 bar [145 psi]	10 bar [145 psi]

Installation example

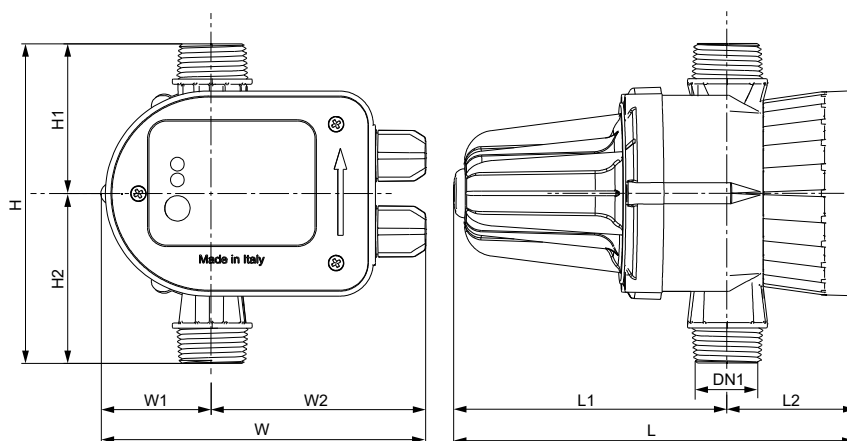
The pressure manager can be installed in systems with or without a pressure tank. It can be fitted directly to the outlet port of the pump or between the pump and the first draw-off point.



TM084061

PM START	1.5 bar [22 psi]	2.2 bar [32 psi]
Max. height (H) between the PM START unit and the highest tapping point	15 m (49.2 ft)	22 m (72.2 ft)

Dimensions



TM083814

Product	Dimensions									DN [inch]
	L mm [inch]	L1 mm [inch]	L2 mm [inch]	W mm [inch]	W1 mm [inch]	W2 mm [inch]	H mm [inch]	H1 mm [inch]	H2 mm [inch]	
PM START	192 [7.6]	131 [5.2]	61 [2.4]	162 [6.4]	53 [2.1]	109 [4.3]	150 [5.9]	70 [2.8]	80 [3.1]	1

92950773 01.2025

ECM: 1410726

GRUNDFOS Holding A/S
Poul Due Jensens Vej 7
DK-8850 Bjerringbro
Tel: +45 87 50 14 00
www.grundfos.com

GRUNDFOS